
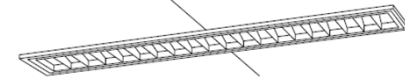
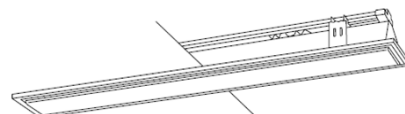
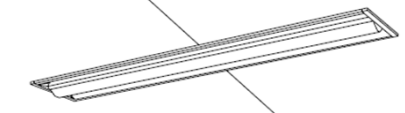
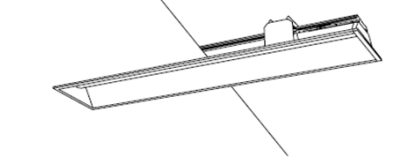
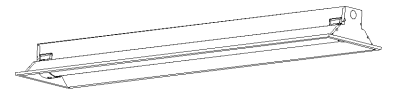

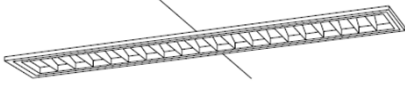
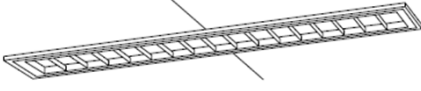
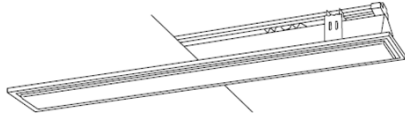
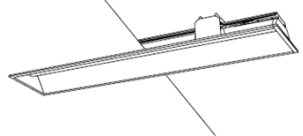


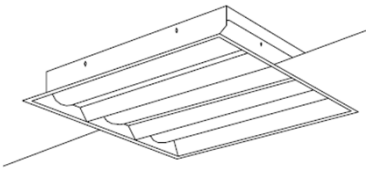
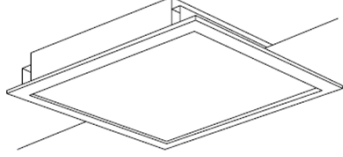
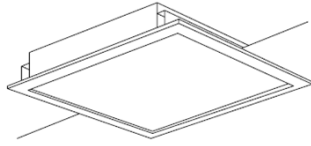


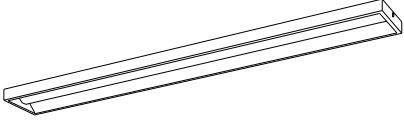
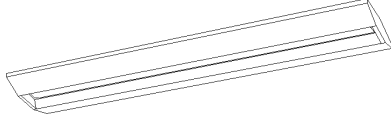
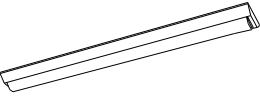
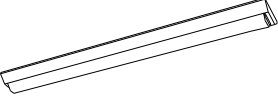
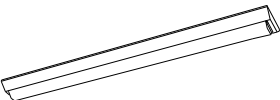
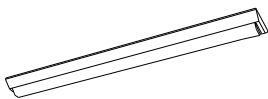


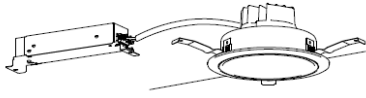
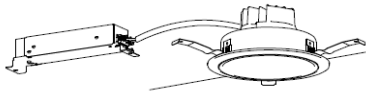
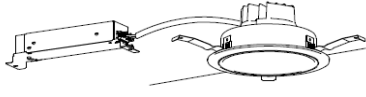
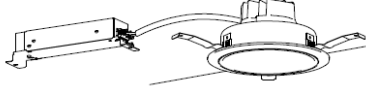
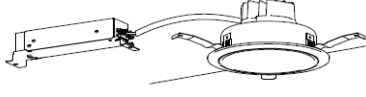
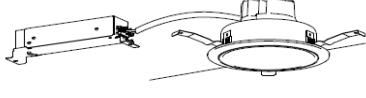
# 2016年度 LED器具固有照明率

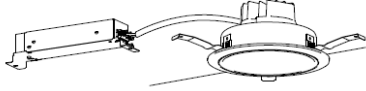
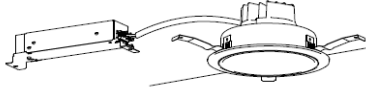
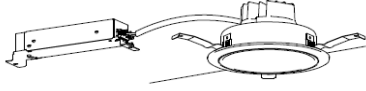
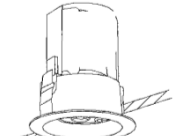
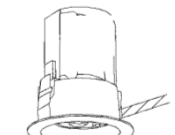
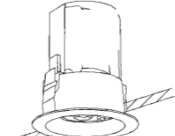
照明器具 形式	器具最大 取付間隔 [L <sub>m</sub> ]	反射率 [%] 室指数	天井	70			50		30
			壁	70	50	30	50	30	30
			床	10			10		10
LRS3-1500LM-2 LRS3-3000LM-2 LRS3-4700LM LRS3-6300LM 	Lm(0-A)=1.20H Lm(0-B)=1.20H	0.60	J	0.53	<b>0.41</b>	0.33	0.40	0.33	0.32
		0.80	I	0.62	<b>0.50</b>	0.43	0.49	0.42	0.42
		1.00	H	0.70	<b>0.59</b>	0.51	0.57	0.50	0.50
		1.25	G	0.76	<b>0.66</b>	0.58	0.64	0.58	0.57
		1.50	F	0.80	<b>0.71</b>	0.65	0.70	0.64	0.63
		2.00	E	0.86	<b>0.78</b>	0.73	0.77	0.72	0.71
		2.50	D	0.89	<b>0.83</b>	0.79	0.81	0.78	0.76
		3.00	C	0.93	<b>0.87</b>	0.82	0.85	0.81	0.80
		4.00	B	0.96	<b>0.92</b>	0.88	0.89	0.86	0.85
		5.00	A	0.97	<b>0.94</b>	0.92	0.92	0.89	0.88
LRS3L3G0-3000LM LRS3L3G0-4150LM 	Lm(0-A)=1.15H Lm(0-B)=1.15H	0.60	J	0.54	<b>0.44</b>	0.38	0.43	0.38	0.38
		0.80	I	0.64	<b>0.57</b>	0.51	0.55	0.50	0.50
		1.00	H	0.71	<b>0.63</b>	0.58	0.62	0.57	0.57
		1.25	G	0.76	<b>0.70</b>	0.65	0.68	0.64	0.63
		1.50	F	0.79	<b>0.74</b>	0.69	0.72	0.68	0.67
		2.00	E	0.83	<b>0.78</b>	0.76	0.77	0.74	0.73
		2.50	D	0.85	<b>0.82</b>	0.78	0.80	0.77	0.76
		3.00	C	0.87	<b>0.84</b>	0.81	0.82	0.80	0.78
		4.00	B	0.89	<b>0.87</b>	0.85	0.85	0.83	0.81
		5.00	A	0.91	<b>0.89</b>	0.87	0.87	0.85	0.83
LRS3F1-2850LM LRS3F1-4000LM 	Lm(0-A)=1.14H Lm(0-B)=1.14H	0.60	J	0.51	<b>0.40</b>	0.33	0.39	0.33	0.33
		0.80	I	0.60	<b>0.50</b>	0.43	0.49	0.42	0.42
		1.00	H	0.67	<b>0.57</b>	0.51	0.56	0.50	0.49
		1.25	G	0.72	<b>0.64</b>	0.57	0.62	0.57	0.56
		1.50	F	0.76	<b>0.68</b>	0.62	0.67	0.61	0.60
		2.00	E	0.81	<b>0.75</b>	0.70	0.73	0.69	0.67
		2.50	D	0.85	<b>0.79</b>	0.75	0.77	0.74	0.72
		3.00	C	0.87	<b>0.82</b>	0.78	0.80	0.76	0.76
		4.00	B	0.90	<b>0.86</b>	0.83	0.84	0.81	0.79
		5.00	A	0.92	<b>0.89</b>	0.86	0.87	0.84	0.82
LRS3CC-5000LM LRS3CC-6700LM 	Lm(0-A)=1.25H Lm(0-B)=1.20H	0.60	J	0.50	<b>0.39</b>	0.32	0.38	0.31	0.31
		0.80	I	0.59	<b>0.49</b>	0.41	0.47	0.40	0.39
		1.00	H	0.65	<b>0.56</b>	0.48	0.54	0.47	0.46
		1.25	G	0.71	<b>0.62</b>	0.55	0.60	0.54	0.53
		1.50	F	0.75	<b>0.67</b>	0.60	0.64	0.58	0.57
		2.00	E	0.80	<b>0.74</b>	0.68	0.71	0.66	0.64
		2.50	D	0.84	<b>0.77</b>	0.73	0.76	0.71	0.69
		3.00	C	0.86	<b>0.81</b>	0.76	0.78	0.75	0.73
		4.00	B	0.90	<b>0.85</b>	0.81	0.83	0.79	0.77
		5.00	A	0.92	<b>0.88</b>	0.85	0.85	0.82	0.80
LRS3SA20-4750LM LRS3SA20-6600LM 	Lm(0-A)=1.21H Lm(0-B)=1.21H	0.60	J	0.52	<b>0.41</b>	0.34	0.40	0.34	0.34
		0.80	I	0.61	<b>0.52</b>	0.45	0.51	0.44	0.44
		1.00	H	0.68	<b>0.59</b>	0.53	0.57	0.52	0.51
		1.25	G	0.74	<b>0.66</b>	0.59	0.64	0.58	0.57
		1.50	F	0.77	<b>0.71</b>	0.65	0.69	0.64	0.62
		2.00	E	0.82	<b>0.76</b>	0.72	0.75	0.71	0.70
		2.50	D	0.86	<b>0.81</b>	0.76	0.79	0.76	0.74
		3.00	C	0.88	<b>0.84</b>	0.80	0.82	0.78	0.77
		4.00	B	0.91	<b>0.88</b>	0.84	0.85	0.83	0.81
		5.00	A	0.93	<b>0.90</b>	0.87	0.88	0.85	0.84
LRS3MP/RP-4650LM LRS3MP/RP-6200LM 	Lm(0-A)=1.2H Lm(0-B)=1.2H	0.60	J	0.51	<b>0.39</b>	0.33	0.38	0.32	0.32
		0.80	I	0.60	<b>0.50</b>	0.43	0.49	0.42	0.41
		1.00	H	0.66	<b>0.57</b>	0.50	0.56	0.50	0.49
		1.25	G	0.72	<b>0.64</b>	0.57	0.62	0.57	0.56
		1.50	F	0.76	<b>0.69</b>	0.62	0.67	0.61	0.60
		2.00	E	0.81	<b>0.76</b>	0.70	0.74	0.69	0.68
		2.50	D	0.85	<b>0.79</b>	0.76	0.77	0.74	0.73
		3.00	C	0.87	<b>0.83</b>	0.78	0.80	0.77	0.76
		4.00	B	0.90	<b>0.87</b>	0.83	0.84	0.82	0.80
		5.00	A	0.92	<b>0.89</b>	0.86	0.87	0.85	0.83



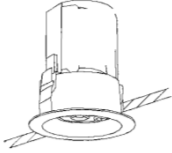
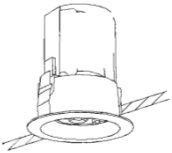
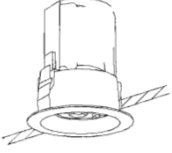
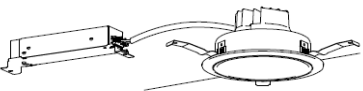
照明器具 形式	器具最大 取付間隔 [L <sub>m</sub> ]	反射率 [%] 室指数	天井	70			50		30	
				壁	70	50	30	50	30	30
					10			10		10
LRS6-750LM-2 LRS6-1500LM-2 LRS6-3000LM-2 LRS6-2250LM LRS6-3100LM LRS6-4750LM LRS6-6600LM 	Lm(0-A)=1.20H Lm(0-B)=1.20H	0.60	J	0.55	<b>0.43</b>	0.36	0.42	0.35	0.35	
		0.80	I	0.65	<b>0.54</b>	0.46	0.53	0.46	0.45	
		1.00	H	0.72	<b>0.62</b>	0.54	0.60	0.54	0.53	
		1.25	G	0.78	<b>0.69</b>	0.62	0.67	0.61	0.60	
		1.50	F	0.82	<b>0.74</b>	0.67	0.72	0.66	0.65	
		2.00	E	0.88	<b>0.81</b>	0.76	0.79	0.74	0.73	
		2.50	D	0.91	<b>0.86</b>	0.81	0.84	0.79	0.78	
		3.00	C	0.94	<b>0.89</b>	0.85	0.87	0.83	0.82	
		4.00	B	0.97	<b>0.93</b>	0.90	0.91	0.88	0.86	
		5.00	A	0.99	<b>0.96</b>	0.93	0.94	0.91	0.89	
LRS6L3G0-1500LM LRS6L3G0-1950LM LRS6L3G0-3200LM LRS6L3G0-4200LM 	Lm(0-A)=1.10H Lm(0-B)=1.10H	0.60	J	0.61	<b>0.52</b>	0.46	0.51	0.46	0.45	
		0.80	I	0.71	<b>0.63</b>	0.57	0.62	0.57	0.57	
		1.00	H	0.76	<b>0.70</b>	0.65	0.69	0.64	0.64	
		1.25	G	0.82	<b>0.76</b>	0.72	0.75	0.71	0.70	
		1.50	F	0.85	<b>0.79</b>	0.76	0.78	0.75	0.74	
		2.00	E	0.89	<b>0.85</b>	0.81	0.83	0.80	0.79	
		2.50	D	0.91	<b>0.88</b>	0.85	0.86	0.83	0.82	
		3.00	C	0.93	<b>0.90</b>	0.87	0.88	0.86	0.84	
		4.00	B	0.95	<b>0.93</b>	0.90	0.91	0.89	0.87	
		5.00	A	0.95	<b>0.94</b>	0.92	0.92	0.91	0.89	
LRS6L5-2000LM LRS6L5-2500LM LRS6L5-4100LM LRS6L5-5400LM 	Lm(0-A)=1.20H Lm(0-B)=1.10H	0.60	J	0.57	<b>0.46</b>	0.39	0.45	0.39	0.38	
		0.80	I	0.66	<b>0.57</b>	0.50	0.56	0.50	0.49	
		1.00	H	0.72	<b>0.63</b>	0.57	0.62	0.57	0.56	
		1.25	G	0.77	<b>0.70</b>	0.64	0.68	0.63	0.62	
		1.50	F	0.80	<b>0.74</b>	0.69	0.73	0.68	0.67	
		2.00	E	0.85	<b>0.80</b>	0.76	0.78	0.75	0.73	
		2.50	D	0.89	<b>0.84</b>	0.79	0.82	0.78	0.77	
		3.00	C	0.91	<b>0.86</b>	0.83	0.84	0.81	0.80	
		4.00	B	0.93	<b>0.90</b>	0.87	0.88	0.85	0.84	
		5.00	A	0.95	<b>0.92</b>	0.90	0.90	0.88	0.86	
LRS6F1-1300LM LRS6F1-1850LM LRS6F1-2850LM LRS6F1-4000LM 	Lm(0-A)=1.04H Lm(0-B)=1.04H	0.60	J	0.54	<b>0.43</b>	0.37	0.42	0.36	0.36	
		0.80	I	0.62	<b>0.53</b>	0.47	0.52	0.46	0.45	
		1.00	H	0.69	<b>0.59</b>	0.53	0.57	0.52	0.51	
		1.25	G	0.74	<b>0.66</b>	0.59	0.64	0.58	0.57	
		1.50	F	0.77	<b>0.70</b>	0.64	0.68	0.63	0.62	
		2.00	E	0.83	<b>0.76</b>	0.72	0.75	0.71	0.70	
		2.50	D	0.86	<b>0.81</b>	0.76	0.79	0.76	0.74	
		3.00	C	0.88	<b>0.84</b>	0.80	0.82	0.78	0.77	
		4.00	B	0.91	<b>0.87</b>	0.84	0.85	0.83	0.81	
		5.00	A	0.93	<b>0.90</b>	0.87	0.88	0.85	0.84	
LRS6AS20-2100LM LRS6AS20-2800LM LRS6AS20-4500LM LRS6AS20-6000LM 	Lm(0-A)=1.14H Lm(0-B)=1.14H	0.60	J	0.51	<b>0.40</b>	0.34	0.39	0.33	0.33	
		0.80	I	0.61	<b>0.51</b>	0.44	0.50	0.44	0.43	
		1.00	H	0.68	<b>0.58</b>	0.52	0.57	0.51	0.51	
		1.25	G	0.74	<b>0.65</b>	0.59	0.63	0.58	0.57	
		1.50	F	0.77	<b>0.70</b>	0.64	0.68	0.63	0.62	
		2.00	E	0.82	<b>0.76</b>	0.72	0.75	0.70	0.69	
		2.50	D	0.85	<b>0.80</b>	0.76	0.78	0.75	0.74	
		3.00	C	0.88	<b>0.83</b>	0.79	0.81	0.78	0.76	
		4.00	B	0.91	<b>0.87</b>	0.84	0.85	0.82	0.81	
		5.00	A	0.93	<b>0.90</b>	0.87	0.87	0.85	0.83	
LRS7-4800LM LRS7-6650LM 	Lm(0-A)=1.20H Lm(0-B)=1.20H	0.60	J	0.52	<b>0.41</b>	0.34	0.40	0.34	0.33	
		0.80	I	0.61	<b>0.52</b>	0.44	0.50	0.44	0.43	
		1.00	H	0.67	<b>0.58</b>	0.51	0.57	0.51	0.50	
		1.25	G	0.74	<b>0.65</b>	0.58	0.63	0.57	0.57	
		1.50	F	0.77	<b>0.69</b>	0.63	0.67	0.62	0.61	
		2.00	E	0.83	<b>0.76</b>	0.71	0.75	0.70	0.69	
		2.50	D	0.86	<b>0.80</b>	0.76	0.78	0.75	0.74	
		3.00	C	0.89	<b>0.84</b>	0.79	0.82	0.78	0.76	
		4.00	B	0.92	<b>0.88</b>	0.85	0.86	0.83	0.81	
		5.00	A	0.94	<b>0.91</b>	0.88	0.89	0.86	0.84	

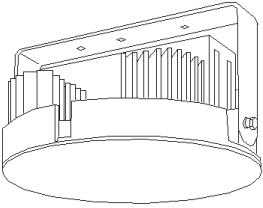
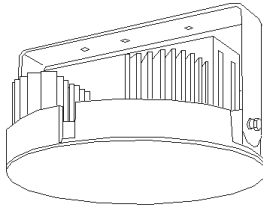
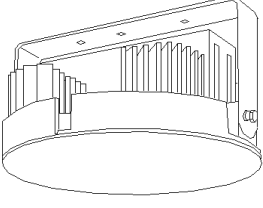
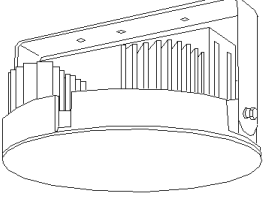
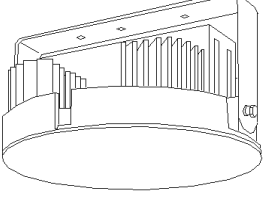
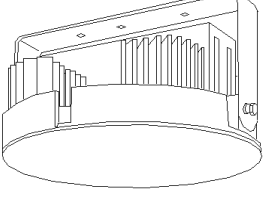
照明器具 形式	器具最大 取付間隔 [L <sub>m</sub> ]	反射率 [%] 室指数	天井	70			50		30	
				壁	70	50	30	50	30	30
					床	10				
LRS10MP/RP-2100LM LRS10MP/RP-2700LM LRS10MP/RP-4400LM LRS10MP/RP-5850LM 	Lm(0-A)=1.2H Lm(0-B)=1.2H	0.60	J	0.50	<b>0.38</b>	0.32	0.38	0.31	0.31	
		0.80	I	0.59	<b>0.49</b>	0.41	0.48	0.41	0.40	
		1.00	H	0.65	<b>0.56</b>	0.49	0.55	0.48	0.47	
		1.25	G	0.71	<b>0.62</b>	0.56	0.61	0.55	0.54	
		1.50	F	0.76	<b>0.67</b>	0.61	0.65	0.60	0.59	
		2.00	E	0.80	<b>0.75</b>	0.69	0.72	0.68	0.66	
		2.50	D	0.84	<b>0.78</b>	0.74	0.76	0.73	0.71	
		3.00	C	0.87	<b>0.82</b>	0.77	0.79	0.76	0.75	
		4.00	B	0.90	<b>0.86</b>	0.82	0.84	0.81	0.79	
		5.00	A	0.92	<b>0.89</b>	0.86	0.86	0.84	0.82	
LRS4-4300LM LRS4-6300LM 	Lm(0-A)=1.20H Lm(0-B)=1.20H	0.60	J	0.51	<b>0.40</b>	0.33	0.39	0.32	0.32	
		0.80	I	0.62	<b>0.51</b>	0.43	0.49	0.43	0.42	
		1.00	H	0.68	<b>0.58</b>	0.51	0.57	0.50	0.50	
		1.25	G	0.74	<b>0.65</b>	0.59	0.64	0.58	0.57	
		1.50	F	0.78	<b>0.69</b>	0.64	0.69	0.63	0.62	
		2.00	E	0.84	<b>0.76</b>	0.72	0.76	0.71	0.70	
		2.50	D	0.88	<b>0.81</b>	0.77	0.80	0.76	0.75	
		3.00	C	0.90	<b>0.85</b>	0.81	0.83	0.80	0.78	
		4.00	B	0.93	<b>0.89</b>	0.86	0.87	0.84	0.83	
		5.00	A	0.95	<b>0.92</b>	0.89	0.90	0.87	0.86	
LRS4F1-8400LM 	Lm(0-A)=1.19H Lm(0-B)=1.19H	0.60	J	0.50	<b>0.39</b>	0.32	0.38	0.32	0.32	
		0.80	I	0.59	<b>0.50</b>	0.42	0.48	0.41	0.41	
		1.00	H	0.66	<b>0.57</b>	0.50	0.55	0.49	0.48	
		1.25	G	0.72	<b>0.63</b>	0.57	0.61	0.56	0.55	
		1.50	F	0.76	<b>0.68</b>	0.61	0.66	0.60	0.59	
		2.00	E	0.81	<b>0.75</b>	0.69	0.73	0.68	0.67	
		2.50	D	0.84	<b>0.78</b>	0.75	0.76	0.73	0.72	
		3.00	C	0.87	<b>0.82</b>	0.77	0.79	0.76	0.75	
		4.00	B	0.90	<b>0.86</b>	0.82	0.84	0.81	0.79	
		5.00	A	0.92	<b>0.88</b>	0.85	0.86	0.84	0.82	
LRS9F1-4500LM 	Lm(0-A)=1.14H Lm(0-B)=1.14H	0.60	J	0.51	<b>0.39</b>	0.33	0.38	0.32	0.32	
		0.80	I	0.60	<b>0.50</b>	0.42	0.48	0.42	0.41	
		1.00	H	0.66	<b>0.57</b>	0.50	0.56	0.49	0.48	
		1.25	G	0.72	<b>0.63</b>	0.57	0.61	0.56	0.55	
		1.50	F	0.76	<b>0.68</b>	0.62	0.66	0.61	0.60	
		2.00	E	0.81	<b>0.75</b>	0.70	0.73	0.68	0.67	
		2.50	D	0.84	<b>0.79</b>	0.75	0.76	0.73	0.72	
		3.00	C	0.87	<b>0.82</b>	0.78	0.80	0.76	0.75	
		4.00	B	0.90	<b>0.86</b>	0.83	0.84	0.81	0.79	
		5.00	A	0.92	<b>0.89</b>	0.86	0.86	0.84	0.82	
LSS1-800LM-2 LSS1-1550LM-2 LSS1-2350LM LSS1-3150LM LSS1-4900LM LSS1-6800LM LDS1/2-LSS1-2200LM LDS1/2-LSS1-2950LM LDS1/2-LSS1-4700LM LDS1/2-LSS1-6500LM 	Lm(0-A)=1.25H Lm(0-B)=1.21H	0.60	J	0.50	<b>0.39</b>	0.32	0.38	0.31	0.30	
		0.80	I	0.59	<b>0.48</b>	0.41	0.46	0.40	0.38	
		1.00	H	0.67	<b>0.57</b>	0.49	0.54	0.47	0.46	
		1.25	G	0.73	<b>0.63</b>	0.56	0.60	0.54	0.52	
		1.50	F	0.77	<b>0.68</b>	0.61	0.65	0.59	0.57	
		2.00	E	0.83	<b>0.78</b>	0.69	0.73	0.67	0.65	
		2.50	D	0.86	<b>0.83</b>	0.75	0.77	0.73	0.69	
		3.00	C	0.88	<b>0.84</b>	0.78	0.81	0.76	0.74	
		4.00	B	0.92	<b>0.87</b>	0.84	0.84	0.81	0.78	
		5.00	A	0.94	<b>0.91</b>	0.87	0.87	0.84	0.81	
LSS1MP/RP-750LM-2 LSS1MP/RP-1400LM-2 LSS1MP/RP-2200LM LSS1MP/RP-3000LM LSS1MP/RP-4650LM LSS1MP/RP-6450LM 	Lm(0-A)=1.25H Lm(0-B)=1.21H	0.60	J	0.49	<b>0.38</b>	0.32	0.37	0.31	0.30	
		0.80	I	0.58	<b>0.48</b>	0.40	0.46	0.39	0.38	
		1.00	H	0.63	<b>0.54</b>	0.46	0.51	0.45	0.43	
		1.25	G	0.69	<b>0.59</b>	0.53	0.57	0.51	0.49	
		1.50	F	0.73	<b>0.64</b>	0.57	0.61	0.56	0.54	
		2.00	E	0.78	<b>0.71</b>	0.65	0.68	0.63	0.60	
		2.50	D	0.81	<b>0.76</b>	0.70	0.72	0.67	0.65	
		3.00	C	0.84	<b>0.78</b>	0.74	0.75	0.71	0.68	
		4.00	B	0.87	<b>0.83</b>	0.78	0.79	0.76	0.73	
		5.00	A	0.89	<b>0.85</b>	0.82	0.82	0.78	0.76	

照明器具 形式	器具最大 取付間隔 [L <sub>m</sub> ]	反射率 [%] 室指数	天井	70			50		30
			壁	70	50	30	50	30	30
			床	10			10		10
LSS6-4750LM LSS6-6600LM 	Lm(0-A)=1.20H Lm(0-B)=1.20H	0.60	J	0.54	<b>0.42</b>	0.35	0.41	0.34	0.34
		0.80	I	0.63	<b>0.52</b>	0.44	0.50	0.43	0.42
		1.00	H	0.70	<b>0.60</b>	0.52	0.58	0.51	0.50
		1.25	G	0.76	<b>0.67</b>	0.60	0.65	0.59	0.57
		1.50	F	0.80	<b>0.72</b>	0.65	0.69	0.63	0.62
		2.00	E	0.86	<b>0.79</b>	0.73	0.76	0.71	0.69
		2.50	D	0.90	<b>0.84</b>	0.78	0.81	0.76	0.75
		3.00	C	0.92	<b>0.87</b>	0.82	0.84	0.80	0.78
		4.00	B	0.96	<b>0.91</b>	0.87	0.88	0.85	0.83
		5.00	A	0.98	<b>0.94</b>	0.91	0.91	0.88	0.86
LSS7-3800LM LSS7-5600LM 	Lm(0-A)=1.20H Lm(0-B)=1.20H	0.60	J	0.55	<b>0.44</b>	0.38	0.43	0.37	0.37
		0.80	I	0.64	<b>0.55</b>	0.48	0.53	0.47	0.46
		1.00	H	0.69	<b>0.61</b>	0.56	0.58	0.54	0.52
		1.25	G	0.75	<b>0.67</b>	0.62	0.65	0.59	0.57
		1.50	F	0.78	<b>0.72</b>	0.66	0.69	0.64	0.62
		2.00	E	0.83	<b>0.77</b>	0.74	0.75	0.71	0.69
		2.50	D	0.86	<b>0.81</b>	0.77	0.78	0.75	0.72
		3.00	C	0.88	<b>0.84</b>	0.80	0.80	0.77	0.75
		4.00	B	0.91	<b>0.88</b>	0.85	0.84	0.81	0.78
		5.00	A	0.92	<b>0.90</b>	0.87	0.86	0.84	0.80
LSS9-800LM-2 LSS9-1550LM-2 LSS9-3100LM-2 LSS9-2350LM LSS9-3200LM LSS9-4900LM LSS9-6800LM LDS1/2-LSS9-2200I ** LDS1/2-LSS9-2950I LDS1/2-LSS9-4700I LDS1/2-LSS9-6500I 	Lm(0-A)=1.25H Lm(0-B)=1.21H	0.60	J	0.50	<b>0.38</b>	0.32	0.38	0.31	0.30
		0.80	I	0.59	<b>0.49</b>	0.41	0.47	0.40	0.39
		1.00	H	0.65	<b>0.56</b>	0.48	0.53	0.47	0.46
		1.25	G	0.71	<b>0.61</b>	0.55	0.59	0.54	0.52
		1.50	F	0.75	<b>0.66</b>	0.59	0.64	0.58	0.57
		2.00	E	0.80	<b>0.73</b>	0.67	0.70	0.65	0.63
		2.50	D	0.83	<b>0.77</b>	0.72	0.75	0.70	0.68
		3.00	C	0.86	<b>0.80</b>	0.76	0.77	0.74	0.71
		4.00	B	0.89	<b>0.85</b>	0.80	0.81	0.78	0.76
		5.00	A	0.91	<b>0.87</b>	0.84	0.84	0.81	0.78
LSS9MP/RP-750LM-2 LSS9MP/RP-1400LM-2 LSS9MP/RP-2200LM LSS9MP/RP-3000LM LSS9MP/RP-4650LM LSS9MP/RP-6450LM 	Lm(0-A)=1.25H Lm(0-B)=1.21H	0.60	J	0.50	<b>0.38</b>	0.32	0.38	0.31	0.30
		0.80	I	0.58	<b>0.48</b>	0.41	0.46	0.39	0.38
		1.00	H	0.64	<b>0.54</b>	0.47	0.52	0.45	0.44
		1.25	G	0.69	<b>0.60</b>	0.53	0.57	0.52	0.50
		1.50	F	0.73	<b>0.64</b>	0.57	0.61	0.56	0.54
		2.00	E	0.78	<b>0.72</b>	0.66	0.69	0.63	0.61
		2.50	D	0.82	<b>0.76</b>	0.71	0.73	0.68	0.65
		3.00	C	0.84	<b>0.79</b>	0.75	0.76	0.72	0.69
		4.00	B	0.88	<b>0.83</b>	0.79	0.79	0.76	0.74
		5.00	A	0.90	<b>0.86</b>	0.82	0.82	0.79	0.76
LSS10-1550LM-2 LSS10-3100LM-2 LSS10-4900LM LSS10-6800LM LDS1/2-LSS10-4700LM LDS1/2-LSS10-6500LM 	Lm(0-A)=1.25H Lm(0-B)=1.21H	0.60	J	0.50	<b>0.39</b>	0.32	0.38	0.31	0.31
		0.80	I	0.59	<b>0.49</b>	0.41	0.47	0.40	0.39
		1.00	H	0.65	<b>0.56</b>	0.48	0.54	0.47	0.46
		1.25	G	0.71	<b>0.61</b>	0.55	0.59	0.54	0.52
		1.50	F	0.75	<b>0.66</b>	0.59	0.63	0.57	0.57
		2.00	E	0.80	<b>0.73</b>	0.67	0.71	0.65	0.64
		2.50	D	0.83	<b>0.77</b>	0.72	0.75	0.70	0.68
		3.00	C	0.86	<b>0.80</b>	0.76	0.77	0.74	0.72
		4.00	B	0.89	<b>0.85</b>	0.80	0.81	0.78	0.76
		5.00	A	0.91	<b>0.87</b>	0.84	0.84	0.81	0.79
LSS10MP/RP-4650LM LSS10MP/RP-6450LM 	Lm(0-A)=1.25H Lm(0-B)=1.21H	0.60	J	0.50	<b>0.39</b>	0.32	0.38	0.31	0.30
		0.80	I	0.59	<b>0.49</b>	0.41	0.47	0.40	0.39
		1.00	H	0.64	<b>0.55</b>	0.47	0.52	0.46	0.44
		1.25	G	0.70	<b>0.60</b>	0.54	0.58	0.52	0.51
		1.50	F	0.74	<b>0.65</b>	0.58	0.62	0.57	0.55
		2.00	E	0.79	<b>0.72</b>	0.66	0.69	0.64	0.62
		2.50	D	0.82	<b>0.76</b>	0.71	0.74	0.69	0.66
		3.00	C	0.85	<b>0.79</b>	0.75	0.76	0.73	0.70
		4.00	B	0.88	<b>0.84</b>	0.79	0.80	0.77	0.75
		5.00	A	0.90	<b>0.86</b>	0.83	0.83	0.80	0.77

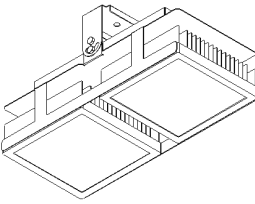
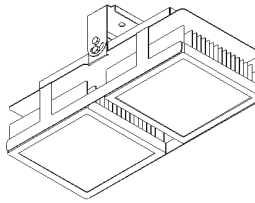
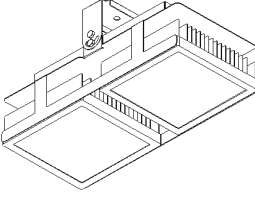
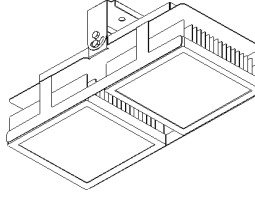
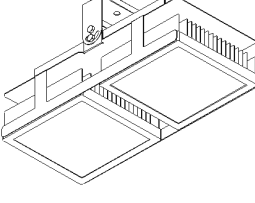
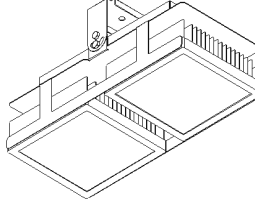
照明器具 形式	器具最大 取付間隔 [L <sub>m</sub> ]	反射率 [%] 室指数	天井	70			50		30
			壁	70	50	30	50	30	30
			床	10			10		10
 LRS1-400LM-1	Lm=1.00H	0.60	J	0.54	<b>0.44</b>	0.38	0.43	0.38	0.37
		0.80	I	0.61	<b>0.52</b>	0.45	0.50	0.45	0.44
		1.00	H	0.67	<b>0.59</b>	0.53	0.57	0.52	0.51
		1.25	G	0.74	<b>0.66</b>	0.60	0.64	0.60	0.59
		1.50	F	0.76	<b>0.70</b>	0.64	0.68	0.63	0.63
		2.00	E	0.81	<b>0.76</b>	0.72	0.75	0.70	0.69
		2.50	D	0.84	<b>0.80</b>	0.76	0.78	0.76	0.74
		3.00	C	0.87	<b>0.82</b>	0.79	0.81	0.78	0.76
		4.00	B	0.89	<b>0.86</b>	0.83	0.84	0.81	0.80
		5.00	A	0.91	<b>0.88</b>	0.86	0.86	0.84	0.82
 LRS1-850LM	Lm=1.00H	0.60	J	0.57	<b>0.48</b>	0.42	0.47	0.41	0.41
		0.80	I	0.66	<b>0.57</b>	0.51	0.56	0.50	0.49
		1.00	H	0.73	<b>0.65</b>	0.58	0.63	0.58	0.57
		1.25	G	0.79	<b>0.73</b>	0.67	0.71	0.66	0.65
		1.50	F	0.83	<b>0.76</b>	0.72	0.75	0.70	0.69
		2.00	E	0.88	<b>0.82</b>	0.78	0.80	0.76	0.76
		2.50	D	0.91	<b>0.87</b>	0.83	0.85	0.81	0.80
		3.00	C	0.92	<b>0.89</b>	0.86	0.87	0.84	0.83
		4.00	B	0.95	<b>0.92</b>	0.90	0.90	0.88	0.86
		5.00	A	0.96	<b>0.94</b>	0.92	0.92	0.90	0.89
 LRS1-1300LM-1	Lm=1.00H	0.60	J	0.57	<b>0.47</b>	0.41	0.46	0.40	0.40
		0.80	I	0.65	<b>0.56</b>	0.49	0.55	0.49	0.48
		1.00	H	0.72	<b>0.64</b>	0.57	0.62	0.57	0.57
		1.25	G	0.78	<b>0.72</b>	0.66	0.70	0.65	0.64
		1.50	F	0.82	<b>0.76</b>	0.70	0.74	0.69	0.68
		2.00	E	0.87	<b>0.81</b>	0.77	0.80	0.76	0.75
		2.50	D	0.91	<b>0.86</b>	0.82	0.84	0.81	0.79
		3.00	C	0.93	<b>0.89</b>	0.85	0.87	0.84	0.82
		4.00	B	0.95	<b>0.92</b>	0.89	0.90	0.88	0.86
		5.00	A	0.96	<b>0.94</b>	0.92	0.92	0.90	0.89
 LRS1-1700LM	Lm=1.00H	0.60	J	0.57	<b>0.47</b>	0.41	0.46	0.40	0.40
		0.80	I	0.65	<b>0.56</b>	0.49	0.55	0.49	0.48
		1.00	H	0.72	<b>0.64</b>	0.57	0.62	0.57	0.57
		1.25	G	0.78	<b>0.72</b>	0.66	0.70	0.65	0.64
		1.50	F	0.82	<b>0.76</b>	0.70	0.74	0.69	0.68
		2.00	E	0.87	<b>0.81</b>	0.77	0.80	0.76	0.75
		2.50	D	0.91	<b>0.86</b>	0.82	0.84	0.81	0.79
		3.00	C	0.93	<b>0.89</b>	0.85	0.87	0.84	0.82
		4.00	B	0.95	<b>0.92</b>	0.89	0.90	0.88	0.86
		5.00	A	0.96	<b>0.94</b>	0.92	0.92	0.90	0.89
 LRS1-2900LM	Lm=1.00H	0.60	J	0.59	<b>0.50</b>	0.44	0.49	0.43	0.43
		0.80	I	0.67	<b>0.58</b>	0.53	0.57	0.52	0.51
		1.00	H	0.74	<b>0.66</b>	0.60	0.65	0.59	0.58
		1.25	G	0.80	<b>0.74</b>	0.68	0.72	0.67	0.66
		1.50	F	0.83	<b>0.76</b>	0.72	0.76	0.71	0.70
		2.00	E	0.88	<b>0.82</b>	0.78	0.80	0.77	0.76
		2.50	D	0.91	<b>0.86</b>	0.83	0.85	0.81	0.80
		3.00	C	0.93	<b>0.89</b>	0.85	0.87	0.84	0.83
		4.00	B	0.95	<b>0.92</b>	0.89	0.90	0.88	0.86
		5.00	A	0.96	<b>0.94</b>	0.92	0.92	0.90	0.88
 LRS1-4400LM	Lm=1.00H	0.60	J	0.60	<b>0.51</b>	0.44	0.50	0.44	0.43
		0.80	I	0.68	<b>0.58</b>	0.53	0.57	0.52	0.52
		1.00	H	0.75	<b>0.66</b>	0.60	0.65	0.59	0.59
		1.25	G	0.80	<b>0.74</b>	0.68	0.72	0.68	0.67
		1.50	F	0.83	<b>0.76</b>	0.72	0.76	0.71	0.70
		2.00	E	0.88	<b>0.83</b>	0.78	0.81	0.77	0.76
		2.50	D	0.91	<b>0.86</b>	0.83	0.85	0.82	0.80
		3.00	C	0.93	<b>0.89</b>	0.86	0.87	0.84	0.83
		4.00	B	0.95	<b>0.92</b>	0.89	0.90	0.88	0.86
		5.00	A	0.96	<b>0.94</b>	0.92	0.92	0.90	0.89

照明器具 形式	器具最大 取付間隔 [L <sub>m</sub> ]	反射率 [%] 室指数	天井	70			50		30
			壁	70	50	30	50	30	30
			床	10			10		10
LRS1-6000LM 	Lm=1.00H	0.60	J	0.60	<b>0.51</b>	0.45	0.50	0.45	0.44
		0.80	I	0.68	<b>0.58</b>	0.53	0.57	0.52	0.52
		1.00	H	0.75	<b>0.66</b>	0.60	0.65	0.59	0.59
		1.25	G	0.80	<b>0.74</b>	0.68	0.72	0.68	0.67
		1.50	F	0.83	<b>0.77</b>	0.72	0.76	0.71	0.70
		2.00	E	0.88	<b>0.83</b>	0.78	0.81	0.77	0.76
		2.50	D	0.91	<b>0.87</b>	0.83	0.85	0.82	0.80
		3.00	C	0.93	<b>0.89</b>	0.86	0.87	0.84	0.83
		4.00	B	0.95	<b>0.92</b>	0.89	0.90	0.88	0.86
		5.00	A	0.96	<b>0.94</b>	0.92	0.92	0.90	0.89
LRS1-7600LM 	Lm=1.00H	0.60	J	0.62	<b>0.53</b>	0.47	0.53	0.47	0.47
		0.80	I	0.69	<b>0.60</b>	0.55	0.59	0.54	0.54
		1.00	H	0.76	<b>0.68</b>	0.62	0.67	0.61	0.61
		1.25	G	0.81	<b>0.75</b>	0.70	0.74	0.69	0.68
		1.50	F	0.84	<b>0.78</b>	0.74	0.76	0.73	0.72
		2.00	E	0.88	<b>0.83</b>	0.79	0.82	0.78	0.77
		2.50	D	0.92	<b>0.87</b>	0.84	0.86	0.82	0.81
		3.00	C	0.93	<b>0.90</b>	0.86	0.88	0.85	0.84
		4.00	B	0.95	<b>0.93</b>	0.90	0.91	0.88	0.87
		5.00	A	0.96	<b>0.95</b>	0.92	0.93	0.91	0.89
LDS1-LRS1-400LM 	Lm=1.00H	0.60	J	0.54	<b>0.44</b>	0.38	0.43	0.38	0.37
		0.80	I	0.61	<b>0.52</b>	0.45	0.50	0.45	0.44
		1.00	H	0.67	<b>0.59</b>	0.53	0.57	0.52	0.51
		1.25	G	0.74	<b>0.66</b>	0.60	0.64	0.60	0.59
		1.50	F	0.76	<b>0.70</b>	0.64	0.68	0.63	0.63
		2.00	E	0.81	<b>0.76</b>	0.72	0.75	0.70	0.69
		2.50	D	0.84	<b>0.80</b>	0.76	0.78	0.76	0.74
		3.00	C	0.87	<b>0.82</b>	0.79	0.81	0.78	0.76
		4.00	B	0.89	<b>0.86</b>	0.83	0.84	0.81	0.80
		5.00	A	0.91	<b>0.88</b>	0.86	0.86	0.84	0.82
LDS2-LRS1-850LM 	Lm=1.00H	0.60	J	0.57	<b>0.47</b>	0.41	0.46	0.40	0.41
		0.80	I	0.66	<b>0.57</b>	0.51	0.56	0.50	0.49
		1.00	H	0.73	<b>0.65</b>	0.58	0.63	0.58	0.57
		1.25	G	0.79	<b>0.72</b>	0.67	0.71	0.66	0.65
		1.50	F	0.82	<b>0.76</b>	0.72	0.75	0.70	0.69
		2.00	E	0.86	<b>0.82</b>	0.78	0.80	0.76	0.76
		2.50	D	0.89	<b>0.85</b>	0.82	0.83	0.81	0.79
		3.00	C	0.91	<b>0.87</b>	0.85	0.86	0.83	0.82
		4.00	B	0.93	<b>0.90</b>	0.88	0.88	0.86	0.85
		5.00	A	0.94	<b>0.92</b>	0.90	0.90	0.88	0.87
LDS2-LRS1-1300LM 	Lm=1.00H	0.60	J	0.57	<b>0.47</b>	0.41	0.46	0.40	0.40
		0.80	I	0.65	<b>0.56</b>	0.49	0.55	0.49	0.48
		1.00	H	0.72	<b>0.64</b>	0.57	0.62	0.57	0.57
		1.25	G	0.78	<b>0.72</b>	0.66	0.70	0.65	0.64
		1.50	F	0.82	<b>0.76</b>	0.70	0.74	0.69	0.68
		2.00	E	0.86	<b>0.81</b>	0.77	0.80	0.76	0.75
		2.50	D	0.89	<b>0.85</b>	0.82	0.83	0.80	0.79
		3.00	C	0.91	<b>0.87</b>	0.84	0.85	0.83	0.82
		4.00	B	0.93	<b>0.90</b>	0.88	0.88	0.86	0.85
		5.00	A	0.94	<b>0.92</b>	0.90	0.90	0.88	0.87
LDS2-LRS1-1700LM 	Lm=1.00H	0.60	J	0.57	<b>0.47</b>	0.41	0.46	0.40	0.40
		0.80	I	0.65	<b>0.56</b>	0.49	0.55	0.49	0.48
		1.00	H	0.72	<b>0.64</b>	0.57	0.62	0.57	0.57
		1.25	G	0.78	<b>0.72</b>	0.66	0.70	0.65	0.64
		1.50	F	0.82	<b>0.76</b>	0.70	0.74	0.69	0.68
		2.00	E	0.86	<b>0.81</b>	0.77	0.80	0.76	0.75
		2.50	D	0.89	<b>0.85</b>	0.82	0.83	0.80	0.79
		3.00	C	0.90	<b>0.87</b>	0.84	0.85	0.83	0.81
		4.00	B	0.93	<b>0.90</b>	0.88	0.88	0.86	0.85
		5.00	A	0.94	<b>0.92</b>	0.90	0.90	0.88	0.86

照明器具 形式	器具最大 取付間隔 [L <sub>m</sub> ]	反射率 [%] 室指数	天井	70			50		30
			壁	70	50	30	50	30	30
			床	10			10		10
 LRS2-11000LM	Lm=1.00H	0.60	J	0.76	<b>0.70</b>	0.66	0.69	0.66	0.65
		0.80	I	0.80	<b>0.75</b>	0.71	0.74	0.70	0.70
		1.00	H	0.86	<b>0.81</b>	0.77	0.79	0.76	0.76
		1.25	G	0.90	<b>0.86</b>	0.83	0.85	0.82	0.81
		1.50	F	0.92	<b>0.88</b>	0.85	0.87	0.84	0.83
		2.00	E	0.95	<b>0.91</b>	0.89	0.90	0.88	0.87
		2.50	D	0.95	<b>0.93</b>	0.91	0.92	0.90	0.89
		3.00	C	0.96	<b>0.95</b>	0.93	0.93	0.91	0.90
		4.00	B	0.97	<b>0.96</b>	0.95	0.95	0.94	0.93
		5.00	A	0.98	<b>0.97</b>	0.95	0.95	0.95	0.94
 LRS2-16000LM	Lm=1.00H	0.60	J	0.76	<b>0.70</b>	0.66	0.69	0.66	0.65
		0.80	I	0.80	<b>0.75</b>	0.71	0.74	0.70	0.70
		1.00	H	0.85	<b>0.80</b>	0.77	0.79	0.76	0.76
		1.25	G	0.90	<b>0.86</b>	0.83	0.85	0.82	0.81
		1.50	F	0.92	<b>0.88</b>	0.85	0.87	0.84	0.83
		2.00	E	0.94	<b>0.91</b>	0.89	0.90	0.88	0.87
		2.50	D	0.95	<b>0.93</b>	0.91	0.92	0.90	0.89
		3.00	C	0.96	<b>0.95</b>	0.93	0.93	0.91	0.90
		4.00	B	0.97	<b>0.96</b>	0.95	0.95	0.93	0.93
		5.00	A	0.98	<b>0.97</b>	0.95	0.95	0.95	0.94
 LRS1RP-850LM	Lm=1.00H	0.60	J	0.57	<b>0.48</b>	0.42	0.47	0.41	0.41
		0.80	I	0.66	<b>0.57</b>	0.51	0.56	0.50	0.49
		1.00	H	0.73	<b>0.65</b>	0.58	0.63	0.58	0.57
		1.25	G	0.79	<b>0.73</b>	0.67	0.71	0.66	0.65
		1.50	F	0.83	<b>0.76</b>	0.72	0.75	0.70	0.69
		2.00	E	0.88	<b>0.82</b>	0.78	0.80	0.76	0.76
		2.50	D	0.91	<b>0.87</b>	0.83	0.85	0.81	0.80
		3.00	C	0.93	<b>0.89</b>	0.86	0.87	0.84	0.83
		4.00	B	0.95	<b>0.92</b>	0.90	0.90	0.88	0.86
		5.00	A	0.96	<b>0.94</b>	0.92	0.92	0.90	0.89
 LRS1RP-1300LM	Lm=1.00H	0.60	J	0.57	<b>0.47</b>	0.41	0.46	0.40	0.40
		0.80	I	0.65	<b>0.56</b>	0.49	0.55	0.49	0.48
		1.00	H	0.72	<b>0.64</b>	0.57	0.62	0.57	0.57
		1.25	G	0.78	<b>0.72</b>	0.66	0.70	0.65	0.64
		1.50	F	0.82	<b>0.76</b>	0.70	0.74	0.69	0.68
		2.00	E	0.87	<b>0.81</b>	0.77	0.80	0.76	0.75
		2.50	D	0.91	<b>0.86</b>	0.82	0.84	0.81	0.79
		3.00	C	0.93	<b>0.89</b>	0.85	0.87	0.84	0.82
		4.00	B	0.95	<b>0.92</b>	0.89	0.90	0.88	0.86
		5.00	A	0.96	<b>0.94</b>	0.92	0.92	0.90	0.89
 LRS1RP-1700LM	Lm=1.00H	0.60	J	0.57	<b>0.47</b>	0.41	0.46	0.40	0.40
		0.80	I	0.65	<b>0.56</b>	0.49	0.55	0.49	0.48
		1.00	H	0.72	<b>0.64</b>	0.57	0.62	0.57	0.57
		1.25	G	0.78	<b>0.72</b>	0.66	0.70	0.65	0.64
		1.50	F	0.82	<b>0.76</b>	0.70	0.74	0.69	0.68
		2.00	E	0.87	<b>0.81</b>	0.77	0.80	0.76	0.75
		2.50	D	0.91	<b>0.86</b>	0.82	0.84	0.81	0.79
		3.00	C	0.93	<b>0.89</b>	0.85	0.87	0.84	0.82
		4.00	B	0.95	<b>0.92</b>	0.89	0.90	0.88	0.86
		5.00	A	0.96	<b>0.94</b>	0.92	0.92	0.90	0.89
 LRS11R-1600LM	Lm=1.20H	0.60	J	0.54	<b>0.43</b>	0.37	0.42	0.37	0.37
		0.80	I	0.63	<b>0.55</b>	0.48	0.53	0.47	0.46
		1.00	H	0.70	<b>0.61</b>	0.55	0.59	0.55	0.54
		1.25	G	0.76	<b>0.68</b>	0.62	0.66	0.61	0.60
		1.50	F	0.78	<b>0.72</b>	0.67	0.70	0.65	0.64
		2.00	E	0.84	<b>0.78</b>	0.74	0.76	0.72	0.71
		2.50	D	0.87	<b>0.82</b>	0.77	0.80	0.76	0.76
		3.00	C	0.89	<b>0.85</b>	0.81	0.82	0.79	0.78
		4.00	B	0.92	<b>0.88</b>	0.85	0.86	0.84	0.82
5.00	A	0.93	<b>0.91</b>	0.88	0.88	0.86	0.84		

照明器具 形式	器具最大 取付間隔 [L <sub>m</sub> ]	反射率 [%] 室指数	天井	70			50		30
			壁	70	50	30	50	30	30
			床	10			10		10
LSR1M-20000LM 	Lm=0.70H	0.60	J	0.69	<b>0.62</b>	0.57	0.61	0.57	0.57
		0.80	I	0.76	<b>0.71</b>	0.66	0.70	0.66	0.65
		1.00	H	0.83	<b>0.77</b>	0.74	0.76	0.73	0.72
		1.25	G	0.86	<b>0.81</b>	0.78	0.80	0.77	0.76
		1.50	F	0.89	<b>0.85</b>	0.81	0.83	0.80	0.79
		2.00	E	0.93	<b>0.89</b>	0.86	0.87	0.85	0.84
		2.50	D	0.94	<b>0.91</b>	0.89	0.90	0.88	0.86
		3.00	C	0.95	<b>0.93</b>	0.91	0.91	0.89	0.88
		4.00	B	0.96	<b>0.95</b>	0.94	0.94	0.92	0.90
		5.00	A	0.97	<b>0.96</b>	0.95	0.95	0.94	0.92
LSR1W-20000LM 	Lm=1.00H	0.60	J	0.44	<b>0.38</b>	0.33	0.37	0.33	0.33
		0.80	I	0.52	<b>0.45</b>	0.40	0.44	0.40	0.39
		1.00	H	0.57	<b>0.51</b>	0.47	0.50	0.47	0.46
		1.25	G	0.60	<b>0.56</b>	0.52	0.55	0.52	0.51
		1.50	F	0.63	<b>0.59</b>	0.56	0.58	0.55	0.55
		2.00	E	0.67	<b>0.64</b>	0.61	0.62	0.60	0.59
		2.50	D	0.69	<b>0.66</b>	0.64	0.65	0.63	0.62
		3.00	C	0.71	<b>0.68</b>	0.66	0.67	0.65	0.64
		4.00	B	0.72	<b>0.70</b>	0.68	0.69	0.67	0.66
		5.00	A	0.73	<b>0.72</b>	0.70	0.70	0.69	0.67
LSR1M-40000LM 	Lm=0.70H	0.60	J	0.63	<b>0.55</b>	0.49	0.54	0.49	0.49
		0.80	I	0.72	<b>0.64</b>	0.59	0.63	0.58	0.58
		1.00	H	0.77	<b>0.71</b>	0.66	0.70	0.66	0.65
		1.25	G	0.82	<b>0.76</b>	0.73	0.76	0.72	0.71
		1.50	F	0.85	<b>0.80</b>	0.76	0.79	0.76	0.75
		2.00	E	0.89	<b>0.85</b>	0.81	0.83	0.80	0.79
		2.50	D	0.92	<b>0.88</b>	0.85	0.86	0.84	0.82
		3.00	C	0.93	<b>0.90</b>	0.88	0.88	0.86	0.85
		4.00	B	0.95	<b>0.93</b>	0.91	0.91	0.89	0.88
		5.00	A	0.96	<b>0.95</b>	0.93	0.93	0.91	0.89
LSR1W-40000LM 	Lm=1.00H	0.60	J	0.60	<b>0.52</b>	0.46	0.51	0.45	0.45
		0.80	I	0.68	<b>0.59</b>	0.54	0.58	0.53	0.53
		1.00	H	0.75	<b>0.67</b>	0.61	0.66	0.60	0.60
		1.25	G	0.80	<b>0.75</b>	0.70	0.73	0.69	0.68
		1.50	F	0.83	<b>0.77</b>	0.74	0.76	0.72	0.72
		2.00	E	0.88	<b>0.83</b>	0.79	0.81	0.78	0.77
		2.50	D	0.91	<b>0.87</b>	0.84	0.85	0.82	0.81
		3.00	C	0.93	<b>0.89</b>	0.86	0.87	0.85	0.83
		4.00	B	0.95	<b>0.92</b>	0.90	0.90	0.88	0.86
		5.00	A	0.95	<b>0.94</b>	0.92	0.92	0.90	0.89
LSR1AM-17000LM 	Lm=0.70H	0.60	J	0.60	<b>0.51</b>	0.45	0.50	0.44	0.44
		0.80	I	0.69	<b>0.60</b>	0.55	0.58	0.54	0.53
		1.00	H	0.75	<b>0.67</b>	0.61	0.65	0.60	0.59
		1.25	G	0.79	<b>0.73</b>	0.68	0.71	0.67	0.65
		1.50	F	0.83	<b>0.76</b>	0.73	0.75	0.71	0.70
		2.00	E	0.87	<b>0.82</b>	0.78	0.80	0.76	0.76
		2.50	D	0.90	<b>0.86</b>	0.82	0.83	0.80	0.78
		3.00	C	0.92	<b>0.88</b>	0.85	0.86	0.83	0.81
		4.00	B	0.94	<b>0.91</b>	0.89	0.89	0.87	0.85
		5.00	A	0.95	<b>0.93</b>	0.91	0.91	0.89	0.87
LSR1AM-34000LM 	Lm=0.70H	0.60	J	0.60	<b>0.51</b>	0.45	0.50	0.45	0.44
		0.80	I	0.69	<b>0.60</b>	0.55	0.59	0.54	0.54
		1.00	H	0.75	<b>0.67</b>	0.61	0.65	0.60	0.60
		1.25	G	0.79	<b>0.73</b>	0.67	0.71	0.66	0.66
		1.50	F	0.82	<b>0.76</b>	0.72	0.75	0.71	0.70
		2.00	E	0.87	<b>0.82</b>	0.77	0.80	0.76	0.76
		2.50	D	0.90	<b>0.85</b>	0.81	0.83	0.80	0.78
		3.00	C	0.91	<b>0.88</b>	0.84	0.85	0.83	0.81
		4.00	B	0.94	<b>0.91</b>	0.88	0.88	0.86	0.84
		5.00	A	0.95	<b>0.93</b>	0.91	0.90	0.88	0.86



照明器具 形式	器具最大 取付間隔 [L <sub>m</sub> ]	反射率 [%] 室指数	天井	70			50		30
			壁	70	50	30	50	30	30
			床	10			10		10
	Lm(0-A)=0.70H Lm(0-B)=0.70H	0.60	J	0.67	<b>0.59</b>	0.55	0.58	0.54	0.54
		0.80	I	0.74	<b>0.67</b>	0.62	0.66	0.61	0.60
		1.00	H	0.78	<b>0.72</b>	0.68	0.71	0.67	0.65
		1.25	G	0.82	<b>0.76</b>	0.73	0.75	0.71	0.70
		1.50	F	0.85	<b>0.79</b>	0.76	0.77	0.75	0.73
		2.00	E	0.88	<b>0.84</b>	0.80	0.82	0.78	0.77
		2.50	D	0.91	<b>0.87</b>	0.83	0.84	0.81	0.80
		3.00	C	0.92	<b>0.89</b>	0.86	0.86	0.84	0.82
		4.00	B	0.94	<b>0.91</b>	0.89	0.89	0.87	0.84
5.00	A	0.95	<b>0.93</b>	0.91	0.90	0.89	0.86		
	Lm(0-A)=1.00H Lm(0-B)=1.00H	0.60	J	0.56	<b>0.46</b>	0.39	0.45	0.39	0.38
		0.80	I	0.65	<b>0.56</b>	0.50	0.55	0.49	0.49
		1.00	H	0.73	<b>0.64</b>	0.58	0.63	0.57	0.57
		1.25	G	0.77	<b>0.71</b>	0.65	0.69	0.64	0.63
		1.50	F	0.82	<b>0.76</b>	0.71	0.74	0.70	0.69
		2.00	E	0.87	<b>0.82</b>	0.77	0.80	0.76	0.76
		2.50	D	0.90	<b>0.86</b>	0.82	0.84	0.80	0.79
		3.00	C	0.92	<b>0.88</b>	0.85	0.86	0.84	0.82
		4.00	B	0.95	<b>0.92</b>	0.89	0.90	0.87	0.86
5.00	A	0.96	<b>0.94</b>	0.91	0.92	0.90	0.88		
	Lm(0-A)=0.70H Lm(0-B)=0.70H	0.60	J	0.62	<b>0.54</b>	0.48	0.53	0.48	0.47
		0.80	I	0.70	<b>0.61</b>	0.56	0.60	0.55	0.55
		1.00	H	0.76	<b>0.69</b>	0.63	0.67	0.62	0.61
		1.25	G	0.82	<b>0.76</b>	0.71	0.75	0.70	0.69
		1.50	F	0.85	<b>0.79</b>	0.75	0.77	0.74	0.73
		2.00	E	0.89	<b>0.84</b>	0.80	0.82	0.79	0.78
		2.50	D	0.92	<b>0.88</b>	0.85	0.86	0.83	0.82
		3.00	C	0.94	<b>0.90</b>	0.87	0.88	0.86	0.84
		4.00	B	0.95	<b>0.93</b>	0.91	0.91	0.89	0.87
5.00	A	0.95	<b>0.94</b>	0.93	0.92	0.91	0.89		
	Lm(0-A)=1.00H Lm(0-B)=1.00H	0.60	J	0.58	<b>0.49</b>	0.43	0.48	0.42	0.42
		0.80	I	0.68	<b>0.60</b>	0.55	0.58	0.54	0.53
		1.00	H	0.75	<b>0.67</b>	0.62	0.66	0.61	0.60
		1.25	G	0.79	<b>0.73</b>	0.68	0.72	0.67	0.66
		1.50	F	0.82	<b>0.76</b>	0.73	0.76	0.72	0.71
		2.00	E	0.87	<b>0.82</b>	0.78	0.80	0.77	0.76
		2.50	D	0.89	<b>0.85</b>	0.82	0.83	0.80	0.79
		3.00	C	0.91	<b>0.88</b>	0.85	0.86	0.83	0.81
		4.00	B	0.93	<b>0.91</b>	0.88	0.88	0.86	0.85
5.00	A	0.95	<b>0.92</b>	0.90	0.90	0.88	0.87		
	Lm(0-A)=0.70H Lm(0-B)=0.70H	0.60	J	0.57	<b>0.50</b>	0.46	0.50	0.46	0.45
		0.80	I	0.65	<b>0.59</b>	0.55	0.58	0.55	0.54
		1.00	H	0.69	<b>0.63</b>	0.59	0.62	0.58	0.58
		1.25	G	0.72	<b>0.67</b>	0.63	0.66	0.62	0.62
		1.50	F	0.74	<b>0.70</b>	0.66	0.68	0.65	0.64
		2.00	E	0.78	<b>0.74</b>	0.71	0.73	0.70	0.69
		2.50	D	0.80	<b>0.77</b>	0.74	0.75	0.73	0.72
		3.00	C	0.81	<b>0.78</b>	0.76	0.77	0.75	0.74
		4.00	B	0.83	<b>0.81</b>	0.79	0.79	0.78	0.76
5.00	A	0.84	<b>0.82</b>	0.81	0.81	0.79	0.78		
	Lm(0-A)=0.70H Lm(0-B)=0.70H	0.60	J	0.56	<b>0.50</b>	0.45	0.49	0.45	0.45
		0.80	I	0.64	<b>0.58</b>	0.54	0.57	0.54	0.53
		1.00	H	0.67	<b>0.62</b>	0.58	0.61	0.57	0.57
		1.25	G	0.71	<b>0.66</b>	0.62	0.65	0.61	0.61
		1.50	F	0.73	<b>0.69</b>	0.65	0.67	0.64	0.63
		2.00	E	0.77	<b>0.73</b>	0.70	0.72	0.69	0.68
		2.50	D	0.79	<b>0.75</b>	0.73	0.74	0.72	0.70
		3.00	C	0.80	<b>0.77</b>	0.75	0.76	0.74	0.72
		4.00	B	0.82	<b>0.80</b>	0.78	0.78	0.76	0.75
5.00	A	0.83	<b>0.81</b>	0.79	0.79	0.78	0.77		

照明器具 形式	器具最大 取付間隔 [L <sub>m</sub> ]	反射率 [%] 室指数	天井	70			50		30
			壁	70	50	30	50	30	30
			床	10			10		10
LSR3W-20000LM 	L <sub>m</sub> =1.00H	0.60	J	0.52	<b>0.41</b>	0.35	0.40	0.34	0.34
		0.80	I	0.61	<b>0.52</b>	0.44	0.50	0.44	0.43
		1.00	H	0.68	<b>0.58</b>	0.52	0.57	0.51	0.50
		1.25	G	0.73	<b>0.65</b>	0.59	0.63	0.58	0.57
		1.50	F	0.76	<b>0.70</b>	0.64	0.68	0.63	0.61
		2.00	E	0.82	<b>0.76</b>	0.71	0.74	0.70	0.68
		2.50	D	0.85	<b>0.80</b>	0.76	0.78	0.75	0.73
		3.00	C	0.88	<b>0.83</b>	0.79	0.81	0.77	0.76
		4.00	B	0.91	<b>0.87</b>	0.84	0.84	0.82	0.80
		5.00	A	0.92	<b>0.89</b>	0.87	0.87	0.84	0.82